

MECHANICAL GATE

MONO-DIRECTIONAL MECHANICAL TUBULAR GATE



Available with



tubular arm standard



extendible tubular arm standard

Application areas

- ◆ HYPERMARKETS
- ◆ GARDEN CENTER
- ◆ DIY
- ◆ SUPERMARKETS
- ◆ DISCOUNT

DESCRIPTION

Introduced as an economic alternative, they conquered the market by taking the access control segment left empty by the electric door.

Thanks to Made in Italy it is a fundamental deterrent, in the realization of barriers inside the point of sale, both at the entrance and at the exit. Like all products in this segment, they are equipped with an anti-panic device which allows them to be opened in the opposite direction to that of standard opening. Easy to install and suitable for all surfaces. A spring device guarantees return to the closed position, allowing adjustment and setting both in production and directly on site.

Can be used on all tube or plexi doors and inserted signage tables, in our catalogue.

Push mechanism: the return is guaranteed by an internal spring located at the top of the upright with opening direction:

- right
- left
- bi-directional

FEATURES

Drive	Mono-directional mechanics
Weight	15 kg
IP degree	IP 21
Standard	In according to CE Certification


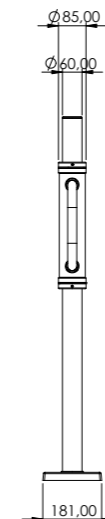
MATERIALS

Column and arm (std)	chromed or painted steel
Cap and Base cover	steel
Mechanism	galvanized steel
Signage table	plastic with acrylic print

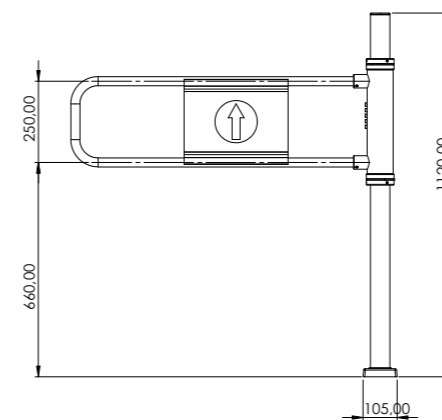
COLORS & CUSTOMIZATIONS



SIZES - LATERAL VIEW



SIZES - FRONT VIEW



ACCESSORIES

Polycarbonate arm

Tubular arm

SECURITY SYSTEMS

ANTI-PANIC: When the mechanical gate is installed on the ground, the fully mechanical panic device with feels the opening of the door with a force, on the door itself, equal to 40 N·m (UNI EN 1125:2008).

SIZES - TOP VIEW

