

CHECK OUT

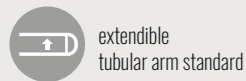
MONO-DIRECTIONAL MECHANICAL TUBULAR GATE



Available with



tubular arm standard



extendible tubular arm standard

Application areas

- ◆ HYPERMARKETS
- ◆ GARDEN CENTER
- ◆ DIY
- ◆ SUPERMARKETS
- ◆ DISCOUNT



DESCRIPTION

Designed to manage and identify check out zone, useful and efficient for blocking the passage of those seeking an exit without payment.

Resistant and perfected by several mechanical upgrades, this gate is completed by all the tube or polycarbonate doors available in the catalogue and an audible alarm (optional). The check out gate can be installed on the floor, directly on the side of the check out counters thanks to the appropriate fitting, or on the wall. The door is equipped with a key lock and a panic device; this exit is still one of the most durable products of our Made in Italy production.

COLORS & CUSTOMIZATIONS



CHROMED STEEL



ANTHRACITE



CUSTOM
ANY RAL COLOUR

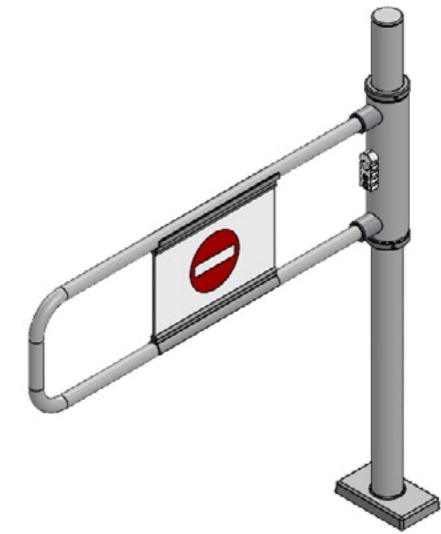
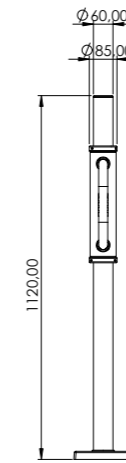
FEATURES

Drive	Mono-directional mechanics
Weight	15 kg
IP degree	IP 21
Standard	In according to CE Certification

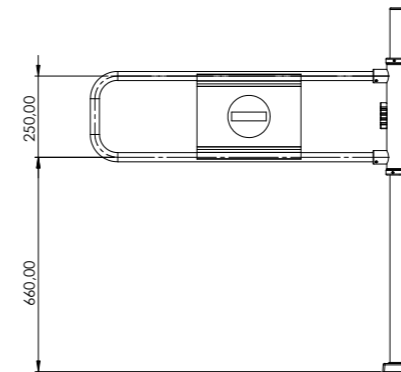
MATERIALS

Column and arm (std)	chromed or painted steel
Cap and Base cover	steel
Mechanism	galvanized steel
Signage table	plastic with acrylic print

SIZES - LATERAL VIEW



SIZES - FRONT VIEW



ACCESSORIES

- Polycarbonate arm
- Tubular arm
- Acoustic alarm kit

SECURITY SYSTEMS

ANTI-PANIC: When the mechanical gate is installed on the ground, the fully mechanical panic device with feels the opening of the door with a force, on the door itself, equal to 40 N·m (UNI EN 1125:2008).

SIZES - TOP VIEW

